

Annexure for tabulating Trends/ Results

HALL NO. 1 & 2
















Number & Name of Constituency :

9- SILCHAR

Round Number

1

Date

Table No.		1	2	3	4	5	6	7	8	9	10	11	12	13	14	Total
Polling Booth No.		1	2	3	4	5	6	7	8	9	10	11	12	13	14	
Sl. No.	Name of Candidate															
1	Arun Dutta Mazumder	102	117	68	31	30	148	110	98	203	127	115	198	336	83	1766
2	Dilip Kumar Paul	15	59	139	105	94	387	193	130	178	77	175	164	71	202	1989
3	Dulal Mitra	7	7	7	15	14	11	4	2	10	28	7	10	5	32	159
4	Nur Ahmed Barbhuiya	573	615	344	304	135	72	27	84	276	558	279	91	93	239	3690
5	Pradip Kumar Deb	4	7	8	3	0	1	0	4	7	14	5	2	3	3	61
6	Ashim Das	1	1	0	1	0	0	0	2	1	2	1	0	0	1	10
7	Kaushik Paul	3	0	1	0	0	1	0	2	0	2	2	1	0	0	12
8	Jahir Uddin Mazumder	5	5	12	3	2	1	0	0	4	10	1	2	2	2	49
9	Puspita Devi	2	0	0	1	1	0	1	0	1	3	1	7	0	2	19
10	Biju Chanda	0	2	1	1	0	3	0	1	1	6	3	1	0	1	20
11	Shipra Rani Das	3	3	1	3	0	0	2	1	4	4	3	0	1	1	26
12	Shuvadip Datta	4	1	5	2	0	1	2	1	6	7	6	1	0	0	36
13	NOTA	1	3	5	2	1	1	0	3	5	12	5	3	3	3	47
Rejected Vote																0
Total Vote		720	820	591	471	277	626	339	328	696	850	603	480	514	569	7884
	Initial of R.O.															
	Initial of Observer															

Important : 1. All Over writings/ cutting should be certified by observer.

2. Polling station Number whose votes are counted should be indicated below the table.

3. A copy of this is to be kept by observer in a